




KONU : MATEMATİĞE HAZIRLIK




KAZANIM : Aynı tip, aynı tür, aynı şekil, aynı renkteki nesne resimlerini kalınlıklarına göre gruplar

ETKİNLİK 1


İnce olan ipleri işaretle.



İnce olan kalemleri işaretle.




Gövdesi ince olan ağaçları boy.




ETKİNLİK 2

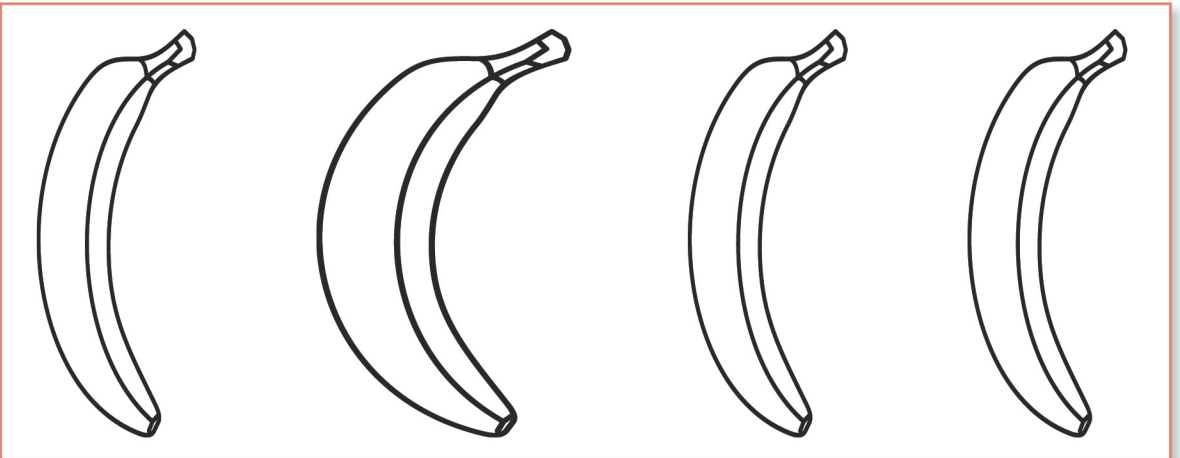
İnce saplı şemsiyeleri maviye boya.



İnce külahlı dondurmaları kırmızıya boya.




İnce olan muzları sarıya boya.





ETKİNLİK 3


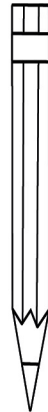

İnce olan nesne resimlerini işaretle.



İnce olan nesne resimlerini işaretle.



İnce olan nesne resimlerini yeşile boy.






ETKİNLİK 4

Kalın olan mumları işaretle.



Kalın olan kalemleri işaretle.



Kalın olan bardakları işaretle.

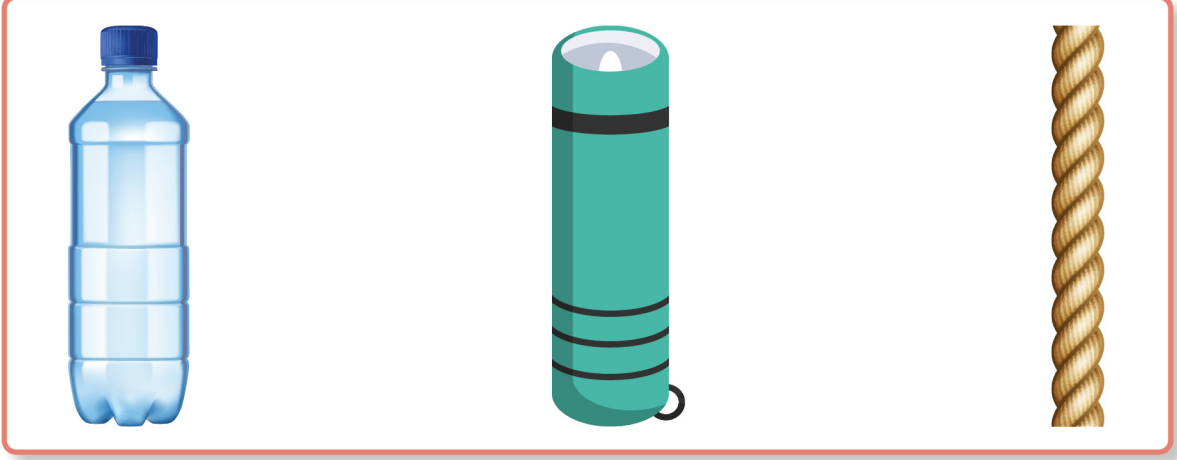


KONU : MATEMATİĞE HAZIRLIK


KAZANIM : Farklı tip, farklı tür, farklı şekil, farklı renkteki nesne resimlerini uzunluklarına göre gruplar

ETKİNLİK 5

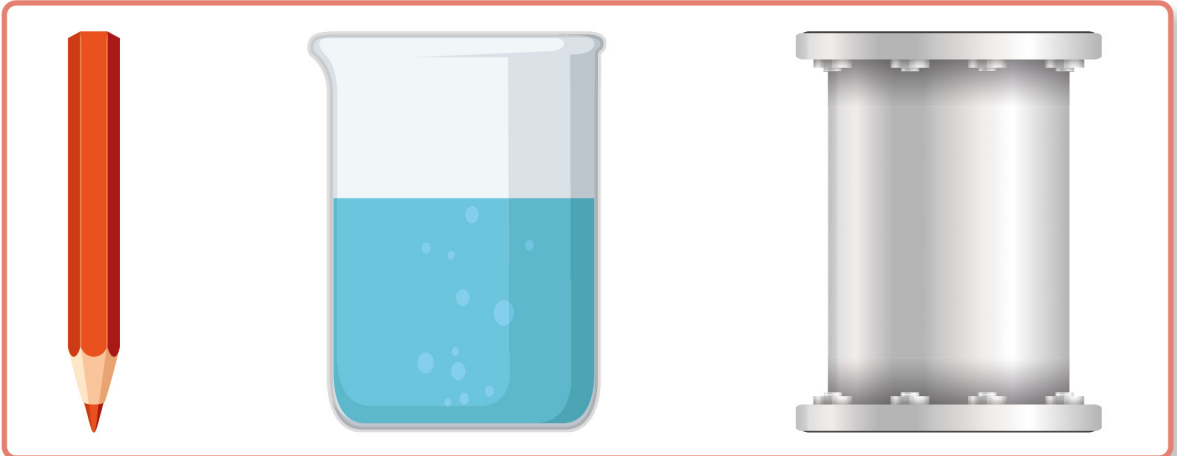
Kalın olan nesne resimlerini daire içine al.



Kalın olan nesne resimlerini daire içine al.







Kalın olan nesne resimlerini daire içine al.

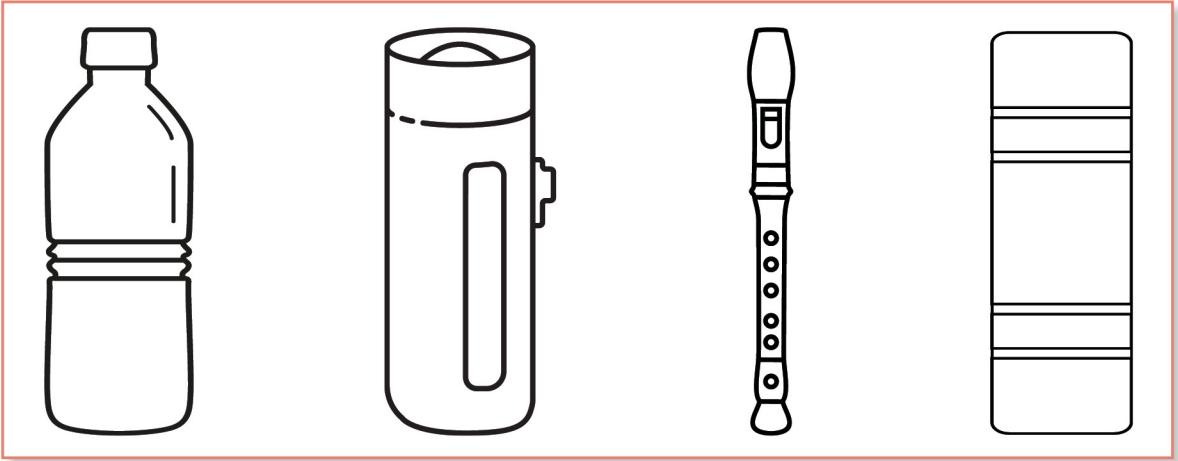


ETKİNLİK 6

Kalın olan nesne resimlerinin kutusunu işaretle.



Kalın olan nesne resimlerini maviye boya.



Kalın olan nesne resimlerinin kutusunu işaretle.

